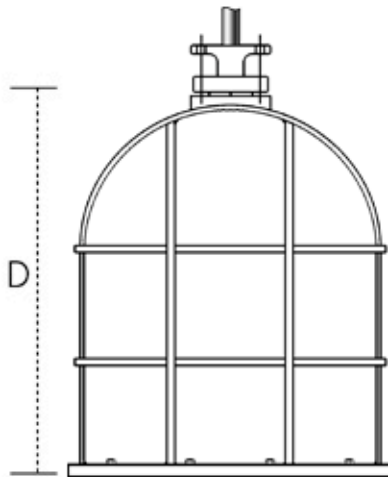


DYLAN SWEDGE VALVE™ SPECIFICATIONS

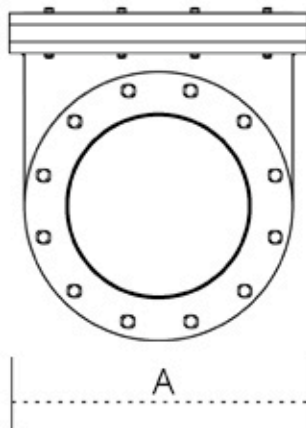
FOR TAPPING BUTTERFLY VALVES, GLOBE VALVES, CHECK VALVES, BACK FLOW PREVENTERS OR "NO VALVES"

150LB. SPECIFICATIONS

SIZE	Waterway I.D.	A	B	C	D
16"	16.16	28	7 1/4	35	20
20"	20.20	32	17 1/2	39	24
24"	24.25	36 1/4	18 1/2	43.5	28
30"	30.25	42 3/4	21	50	34
36"	36.25	49 1/4	22	57	40
42"	42.25	56	24	64	46
48"	48.25	62 1/4	28	71	52
54"	54.25	73 1/2	30	84	68
60"	60.25	81 1/2	32	91	76
72" & LARGER PLEASE REQUEST SPECIFICATIONS					

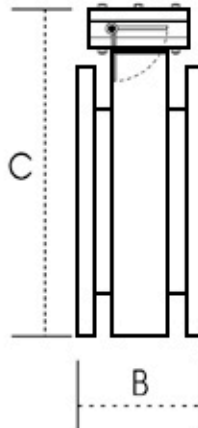


TEMPORARY BONNET



PERMANENT WATERWAY

WORKING PRESSURE: 150 WOG
WATERWAY TEST PRESSURE: 285 PSI.



BODY:

Permanent Waterway:
ASTM-516, Grade 70 or ASTM A-36 Steel

FLANGES:

Drilled per AWWA-C-207-ANSI 150

GASKET:

Buna-N Blend compounded for use with
water and sewage applications.

COATINGS:

Fusion Applied Epoxy Coating
(AWWA C-213-79)

BOLTS:

Corrosion Resistant Low Alloy per
AWWA C-111, ANSI 21.11 / Optional Stainless

ISOLATOR:

18-8 Type Type 304 Stainless Steel
Patent No. 5,660,199

877.622.5833

www.tappingvalves.com